

## WRANGLER FIELD CASE

### QUICK START GUIDE

#### WRANGLER FIELD CASE



#### FEATURES

- » IP67
- » Dustproof
- » Shockproof
- » External Accessible Ports
- » Accessory Storage & Transport

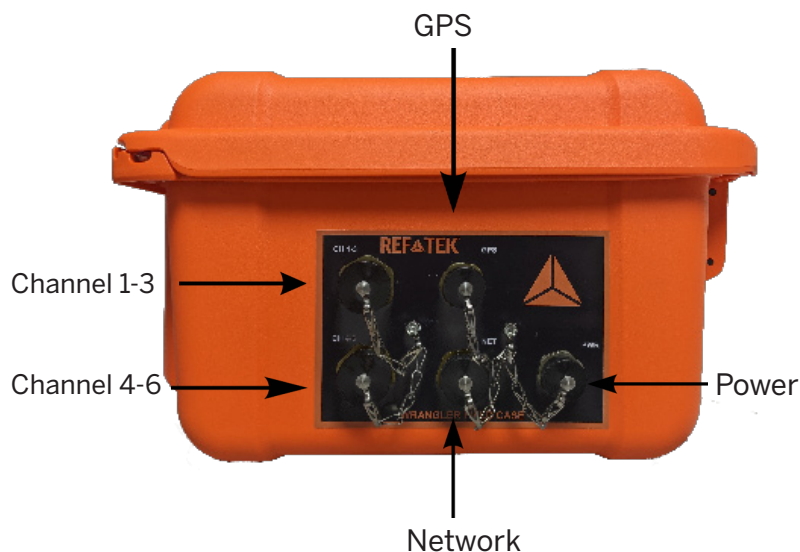


#### WRANGLER USER GUIDE

#### IMPORTANT

- » Note difference between **deployed** and **transport** configurations. (For configurations see reverse)
- » Ensure connectors are installed to correct ports. (Particular attention should be paid to channel connectors)
- » Do not store solar panel inside field case in deployed configuration

#### CONNECTOR LAYOUT



## TRANSPORT CONFIGURATION


- » Straps on the lid for storing solar panel




- » Straps utilized in cross pattern as shown

## DEPLOYED CONFIGURATION

- » Solar panel must be removed if cables are connected to Wrangler



- » If using internal power do not connect external power cable to case.



- » Connect sensor and other desired connectors to external connectors.